



20ft DRY CONTAINERS

	Internal dimension	Length	5,897 mm	19 ft 4.17 in
		Width	2,348 mm	7 ft 8.44 in
		Height	2,390 mm	7 ft 9.90 in
	Door opening	Width	2,336 mm	7 ft 8.01 in
		Height	2,280 mm	7 ft 5.45 in
	Weight	Max Gross	30,480 kg (24,000 kg)	67,200 lb (52,910 lb)
		Tare	2,240 kg (2,290 kg)	4,940 lb (5,050 lb)
		Max Payload	28,240 kg (21,710 kg)	62,260 lb (47,860 lb)
	Load capacity	33.0 cubic meters	1,169 cubic feet	

40ft DRY CONTAINERS

	Internal dimension	Length	12,031 mm	39 ft 5.66 in
		Width	2,348 mm	7 ft 8.44 in
		Height	2,390 mm	7 ft 9.90 in
	Door opening	Width	2,336 mm	7 ft 8.01 in
		Height	2,280 mm	7 ft 5.45 in
	Weight	Max Gross	32,500 kg (30,480 kg)	71,650 lb (67,200 lb)
		Tare	3,750 kg (3,770 kg)	8,270 lb (8,310 lb)
		Max Payload	28,750 kg (26,710 kg)	63,380 lb (58,890 lb)
	Load capacity	68.0 cubic meters (67.4)	2,385 cubic feet (2,379)	

40ft HIGH CUBE DRY CONT.

	Internal dimension	Length	12,031 mm	39 ft 5.66 in
		Width	2,348 mm	7 ft 8.44 in
		Height	2,695 mm	8 ft 10.12 in
	Door opening	Length	2,336 mm	7 ft 8.01 in
		Height	2,585 mm	8 ft 5.75 in
	Weight	Max Gross	32,500 kg (30,480 kg)	71,650 lb (67,200 lb)
		Tare	3,940 kg (3,990 kg)	8,690 lb (8,880 lb)
		Max Payload	28,560 kg (26,490 kg)	62,960 lb (58,400 lb)
	Load capacity	76.0 cubic meters	2,689 cubic feet (2,684)	

Sede legale: Leonardi & C. S.p.A.

Via Henry Dunant 10/12/14 – 41049 Sassuolo (MO)


Capitale Sociale Euro 1.354.167 interamente versato – C.F. e P.IVA 00318070364

C.C.I.A.A. Modena 125229


www.leonardi-group.com

Società soggetta ad attività di direzione e coordinamento da parte di Savino Del Bene S.p.A.

20ft STEEL REEFER CONT.

	Internal dimension	Length	5,458 mm	17 ft 10.76 in
		Width	2,290 mm	7 ft 6.16 in
		Height	2,262 mm	7 ft 5.06 in
	Door opening	Width	2,290 mm	7 ft 6.16 in
		Height	2,267 mm	7 ft 5.10 in
	Weight	Max Gross	30,480 kg (24,000 kg)	67,200 lb (52,910 lb)
		Tare	3,120 kg (2,960 kg)	6,880 lb (6,530 lb)
		Max Payload	27,360 kg (21,040 kg)	60,320 lb (46,380 lb)
	Load capacity		28.0 cubic meters	1,000 cubic feet

40ft HQ STEEL REEFER CONT.

	Internal dimension	Length	11,587 mm	38 ft 0.29 in
		Width	2,290 mm	7 ft 6.16 in
		Height	2,539 mm	8 ft 4.00 in
	Door opening	Length	2,290 mm	7 ft 6.16 in
		Height	2,572 mm	8 ft 5.40 in
	Weight	Max Gross	34,000 kg (30,480 kg)	74,960 lb (67,200 lb)
		Tare	4,700 kg (4,800 kg)	10,360 lb (10,580 lb)
		Max Payload	29,300 kg (25,680 kg)	74,960 lb (56,620 lb)
	Load capacity		67.0 cubic meters	2,378 cubic feet

40ft HQ ALUM REEFER CONT.

	Internal dimension	Length	11,585 mm	38 ft 0.29 in
		Width	2,290 mm	7 ft 6.16 in
		Height	2,527 mm	8 ft 3.49 in
	Door opening	Length	2,290 mm	7 ft 6.16 in
		Height	2,493 mm	8 ft 2.10 in
	Weight	Max Gross	32,500 kg (30,480 kg)	71,650 lb (67,200 lb)
		Tare	4,110 kg	9,060 lb
		Max Payload	28,390 kg (26,370 kg)	62,590 lb (58,140 lb)
	Load capacity		67.0 cubic meters	2,367 cubic feet

Sede legale: Leonardi & C. S.p.A.

Via Henry Dunant 10/12/14 – 41049 Sassuolo (MO)


Capitale Sociale Euro 1.354.167 interamente versato – C.F. e P.IVA 00318070364

C.C.I.A.A. Modena 125229

www.leonardi-group.com


Società soggetta ad attività di direzione e coordinamento da parte di Savino Del Bene S.p.A.

20 ft OPEN TOP CONTAINERS



Internal dimension	Length	5,893 mm	19 ft 4.21in
	Width	2,346 mm	7 ft 8.36 in
	Height	2,384 mm	7 ft 9.74 in
Door opening	Width	2,338 mm	7 ft 8.05 in
	Height	2,244 mm	7 ft 4.35 in
Weight	Max Gross	30,480 kg (24,000 kg)	67,200 lb (52,910 lb)
	Tare	2,320 kg (2,450 kg)	5,120 lb (5,400 lb)
	Max Payload	28,160 kg (21,550 kg)	62,080 lb (47,510 lb)
Load capacity	33 cubic meters	1,155 cubic feet	

40 ft OPEN TOP CONTAINERS



Internal dimension	Length	12,032 mm	39 ft 5.31in
	Width	2,346 mm	7 ft 8.36 in
	Height	2,381 mm	7 ft 9.74 in
Door opening	Width	2,338 mm	7 ft 8.05 in
	Height	2,244 mm	7 ft 4.35 in
Weight	Max Gross	30,480 kg	67,200 lb
	Tare	4,120 kg	9,080 lb
	Max Payload	26,360 kg	58,120 lb
Load capacity	66 cubic meters	2,346 cubic feet	

Sede legale: Leonardi & C. S.p.A.

Via Henry Dunant 10/12/14 – 41049 Sassuolo (MO)

Capitale Sociale Euro 1.354.167 interamente versato – C.F. e P.IVA 00318070364

C.C.I.A.A. Modena 125229


www.leonardi-group.com

Società soggetta ad attività di direzione e coordinamento da parte di Savino Del Bene S.p.A.

20 ft FLAT RACK CONTAINERS

	Internal dimension	Length	5,958 mm	19 ft 4.17 in
		Width	2,018 mm	6 ft 7.45 in
		Height	2,077 mm	6 ft 9.77 in
	Door opening	Width		
		Height		
	PWeight	Max Gross	30,480 kg	67,200 lb
		Tare	2,720 kg	6,000 lb
		Max Payload	27,760 kg	62,120 lb
	Load capacity	25 cubic meters	882 cubic feet	

40 ft FLAT RACK CONTAINERS

	Internal dimension	Length	11,986 mm	39 ft 3.89 in
		Width	2,236 mm	7 ft 4.03 in
		Height	1,968 mm	6 ft 5.48 in
	Door opening	Width		
		Height		
	Weight	Max Gross	45,000 kg	99,210 lb
		Tare	5,980 kg	13,180 lb
		Max Payload	39,020 kg	86,030 lb
	Load capacity	53 cubic meters	1,862 cubic feet	

Sede legale: Leonardì & C. S.p.A.

Via Henry Dunant 10/12/14 – 41049 Sassuolo (MO)

Capitale Sociale Euro 1.354.167 interamente versato – C.F. e P.IVA 00318070364

C.C.I.A.A. Modena 125229

www.leonardi-group.com

Società soggetta ad attività di direzione e coordinamento da parte di Savino Del Bene S.p.A.